

1 INSTALL

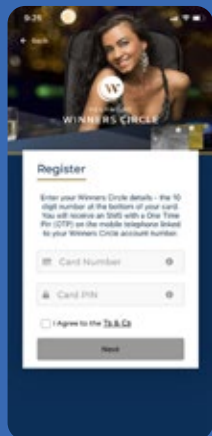
Install the app from the Play Store, App Store or Huawei AppGallery



Scan to access links

2 SETTING UP

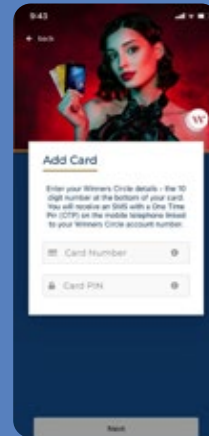
1. Open the Peermont Winners Circle App
2. Register an account using your card number (the long SDS number) and current pin
3. You will be sent an OTP (One Time Pin) as a confirmation
4. Create your Password then log in



3 ADDING A CARD

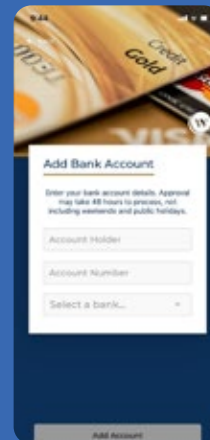
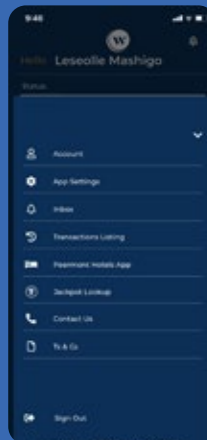
Your primary Card will have been registered.

1. If you need to add another card, click Add Card
2. Fill in your card number and pin, and tap Save



4 MY ACCOUNT

1. The My Account Section can be found in the main menu drop down (top left)
2. Use this section to add a credit card or bank account to add and withdraw funds



5 TOPPING UP OR PAYING OUT

1. Tap on the desired Card to top up
2. Fill in your pin
3. Tap **Top Up** to add funds - select your amount and preferred method of payment
4. Tap **Pay Out** to have funds paid out - withdraw amount and preferred method of withdrawal

